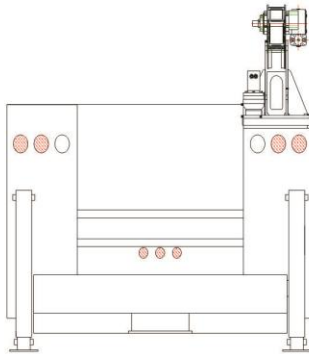
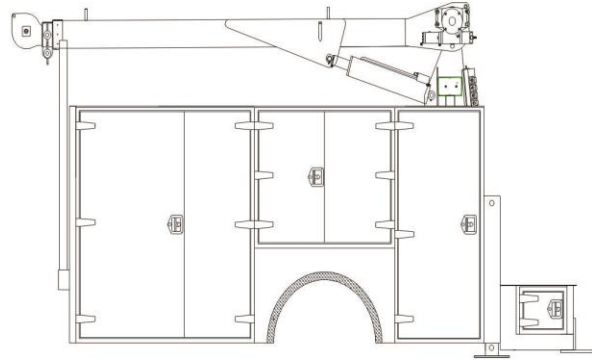
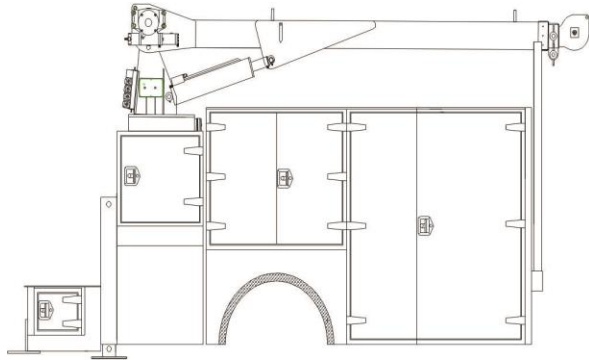


MECHANICS TRUCK – 11 FT ALUMINUM

**7008
SERIES**

TECHNICAL SPECIFICATIONS



CRANE CAN BE MOUNTED EITHER STREET OR CURB SIDE

SPECIFICATIONS

BODY RATING	80,000 FT-LB	
BODY WEIGHT	2819-3070 LB DEPENDING ON CONFIGURATION	
BODY WIDTH	96"	
SIDE HEIGHT	60"	
SIDE DEPTH	22"	
CARGO DECK WIDTH	51 1/4"	
WORK BENCH DEPTH	24"	
TAILGATE HEIGHT	10"	
ANGLE OF DEPARTURE	11 DEGREES	
STORAGE CAPACITY	218.5 CU FT	
CABINET DIMENSIONS	WIDTH	HEIGHT
CURB SIDE 1ST	34"	60"
CURB SIDE 2ND	22"	60"
CURB SIDE HORIZONTAL	44"	36"
CURB SIDE REAR	28"	60"
STREET SIDE 1ST	34"	60"
STREET SIDE 2ND	22"	60"
STREET SIDE HORIZONTAL	44"	36"
STREET SIDE REAR	27"	36" (CRANE CABINET)

JOMAC LTD
182 Scio Road
Carrollton, Ohio 44615

Phone: 800-755-4488
Fax: 330-627-2508
Website: www.JOMACLTD.com